


THE VILLAGE NEWS

August 2020




Phone: (360) 256-5683

Email: info@childrensvillageoforchards.com

REMINDERS

- **\$35.00 Activity Fee for August Summer Program. (School-Agers ONLY)**
- **Check FB and emails for updates.**
- **We will be closed Labor Day September 7th, stay tuned for an update next month.**
- **We are double checking to make sure that email addresses are kept current so that you do not miss out on any pertinent information.**



We wanted to bring focus on both of our apps for communication with our Preschool and School Age programs. Himama is a great communication app for our Preschoolers and if you do not have it speak with front desk so we can get you going! For the School Age Remind App use the code: 7a77gh.

For any other clarifications needed, please talk to Front Desk!



As fall approaches, we are still navigating uncharted territories with COVID-19, we want to try to have different plans based on different scenarios. We will be asking what school your child is attending in the fall so we can try to work on our plans for transportation and have some better answers. We are with you in the unknown and want to try to be the relief your family needs during this pandemic.



During this time, it is our goal to provide as much comfort as possible with the children. Our goal is to create a safe space that children can be in during the time of COVID-19. We are also trying to extend this to families, if you have any concerns always feel free to contact Front Desk!




Materials needed

- Foam cups (whatever size you have – if you can maneuver the flashlight to the bottom (Mine are 20 oz)
- Paint/paintbrush (found in craft department)
- Toothpicks (find with the kitchen gadgets)
- Fresh Rayovac batteries (find in the battery kiosk at front of store)
- Mini flashlights (make sure to get the ones with the little loop/jump ring attached – find in the camping department)

1. Paint cups and allow to dry. (One to two coats as needed.)
2. Make holes for the light to shine through. (let them get creative)
3. Add the flashlight

Poke a hole in the bottom of the cup. Turn on the flashlight and slide the jump ring of the flashlight through the hole and secure with a toothpick. If you are having trouble maneuvering the jump ring through the hole, you can wrap the ring with a needle and thread or garbage tie and guide it through the hole.

WHAT WE TEACH



Health Precautions

We are still following the DCYF guidelines and ensuring that preventative measures are in place. We ask that you do not walk your child to class, a staff member will walk them to class. We ask everyone uses the hand sanitizer available when the building is entered, this will help slow the spread of germs. Please see the blue tape lines to maintain six-foot distance, two families can safely enter at a time. We will be checking for fevers. Our business hours are currently 7:00am-5:30pm until we can operate at higher capacity again. Licensing has told us this will not be until Phase 3 more than likely. We will be following the mask mandates released as of June 26th, 2020. We are working diligently to maintain a safe environment for all children while still creating a positive learning environment.



Masks

We appreciate everyone following the mandates as we are given them. We do have some masks available for the school-age children who need them but are running low. We are gladly accepting mask donations if anyone has them please let the front desk know, thank you!



Backpack Donation

As many of you know we usually do our annual back to school backpack drive. We want to try to maintain sanitization as much as we can at this moment so we will not be doing it this August. Our hope is that if things open a little more, we can do so as we still want to help the community!

2020 SUMMER PROGRAM



This month our Summer Program created: Snape's secret potion, Harry Potter's liquid luck, hard boiled dragon eggs, witches' broomsticks, chocolate frogs, and magic edible wands. They were able to build their own potions and explore their wizardry with dragon's blood and spider venom. They learned how to play quidditch. Find and catch flying keys and have continued working on their house books – coursework.

Stay tuned for more exciting things!



When giving praise, attach the action you are encouraging. For example, "Great listening." This helps children with Autism Spectrum Disorder who may not make this connection.